

**Program:** RevTAG 1.9  
**By:** Andrea Andreetti  
**Date:** march 2008

### **What is RevTag ? (Revision Tag)**

RevTag allow user to Quickly put an Identification TAG on a drawing. (3 different blocks)

### **How it work ?:**

Load the RevTag lisp file with the AutoCAD "\_appload" command.  
Run RevTag and click on screen to start the Identification TAG.




Note :

Please search the line code above :

```
;;CHANGE THIS PATH AS PER YOUR BLOCK LOCATION  
(setq sbspath "x:\\DEPARTEMENT\\GENERAL\\BLOCK\\TAG_")
```

And replace the Path location (in blue) as your own.

Come with 3 dwg 2004 files who must be available by AutoCAD.

 TAG\_CIR.dwg  
 TAG\_HEX.dwg  
 TAG\_TRI.dwg

Enjoy !

[www.ductissoft.com](http://www.ductissoft.com)

